

General Catalogue  
Sinks & Water Taps  
2023 — EN

# Water

Water, like air, is a fluid transparent and vital element. Falmecc transfers its experience from one element to the other, presenting a range of solutions for the use of water in the most active environment at home: the kitchen.

**falmecc**













## The perfect match

*Falmec quality for all kitchen elements.* From cooker hoods to integrated cooking systems, Falmec is synonymous with excellence, cutting-edge research, design and product culture. A synthesis of the best of Made in Italy that today finds further confirmation and solutions in a range of sinks, taps and accessories to better experience every sensation in the kitchen.

*Falmec Water.* The Falmec Water collection stems from the same passion for technological and aesthetic innovation, as well as from the deep care for details that characterise the entire Falmec world. Today hoods, hobs, sinks and taps achieve ideal stylistic and functional harmony, fitting perfectly into the design of the kitchen environment and conveying emotions that last over time.



# Details that make the difference

## *Construction Perfection.*



The sinks of the Falmecc Water collection are made of AISI 304 steel, a material that ensures maximum resistance, durability and ease of cleaning. Thanks to the precise welding process, the internal walls of the sinks are perfectly straight and the bottom has an inclination designed to allow the complete discharge of water. The result is flawless in terms of functionality and in line with contemporary design trends. The steel, with a thickness of 1 mm uniform over the entire surface of the sink, gives the product an absolute solidity and ability to absorb any shocks. A manufacturing quality that is perceived at first sight and lasts over time.

## *Falmecc Draining System.*

The special Falmecc Draining System consists of a round steel cover, inserted flush with the drain hole, which guarantees perfect water drainage and easier cleaning. This solution also ensures a perfect visual continuity and uniformity of material on the bottom of the sink, hiding the functional part and creating totally balanced geometry.
























## *Integrated overflow hole.*

The overflow hole also has a rectangular steel cover that, placed flush on the vertical wall, makes it almost invisible.


















# Sinks

Como Stainless steel						
	<b>14 Como 3118</b>	<b>15 Como 1831</b>	<b>16 Como 70</b>	<b>17 Como 50</b>	<b>18 Como 45</b>	
						
	<b>19 Como 40</b>	<b>20 Como 34</b>	<b>21 Como 18</b>			
Como PVD						
	<b>25 Como 50 Gold</b>	<b>26 Como 50 Gunmetal</b>	<b>27 Como 50 Copper</b>			
Garda Stainless steel						
	<b>32 Garda 3118</b>	<b>33 Garda 1831</b>	<b>34 Garda 70</b>	<b>35 Garda 50</b>	<b>36 Garda 40</b>	<b>37 Garda 34</b>
Iseo Ceramik						
	<b>42 Iseo 40 Black</b>	<b>43 Iseo 40 White</b>	<b>44 Iseo 50 Black</b>	<b>45 Iseo 50 White</b>	<b>46 Iseo 70 Black</b>	<b>47 Iseo 70 White</b>

# Water Taps

Pure Steel				
	<b>52 Pure steel Flat</b>	<b>52 Pure steel Square</b>	<b>53 Pure steel Round</b>	<b>53 Pure steel Corner</b>
Trevi				
	<b>57 Trevi Round</b>	<b>57 Trevi Corner</b>	<b>57 Trevi Pro</b>	<b>57 Trevi Double</b>
Iseo				
	<b>60 Iseo Corner</b>	<b>60 Iseo Round</b>		
Easy				
	<b>61 Easy Square</b>	<b>61 Easy Round</b>	<b>61 Easy Corner</b>	



## Sinks

The pure technicality of steel, the seductive glow of precious metals, the innovative synthesis between nature and technology: the sinks of the Falmecc Water collection explore different material sensations to give a new aesthetic meaning to water. A complete offering, able to fit into all different environments and contemporary furnishing contexts.

Collection

- Como
- Como PVD
- Garda
- Iseo





# Como Collection

## *Essential by nature.*

Conceived to guarantee the absolute perfection of each detail, the sinks of the Como collection, with their essential design, enhance the pure beauty of shape and material.

Made exclusively of AISI 304 steel and offered in different sizes, they fit into any type of kitchen, enhancing aesthetics and functionality, thanks to the professionalism of their design, interpreted in harmony with the environment and domestic needs.



The internal corners have a 12 mm radius that allows for optimal ease of cleaning and stylistic elegance.

The Falmec Draining System characterises the sink at first glance.



### Features

- AISI 304 18/10 stainless steel
- 1 mm regular thickness
- Inner corners radius 12 mm
- Duplo Scotch Brite finishing
- 200 mm bowl depth
- Fixing kit included
- Perimeter overflow
- Falmec seamless drainage system
- Anti-noise fibre

### Types of installation

- Flushmount
- Topmount
- Undermount





# Como 3118

- AISI 304 18/10 stainless steel
- 1 mm regular thickness
- Inner corners radius 12 mm
- Duplo Scotch Brite finishing
- 200 mm bowl depth
- Fixing kit included
- Perimeter overflow
- Falmeac seamless drainage system
- Anti-noise fibre

**Dimensions**  
 Cabinet 60 cm  
 Ext dimensions 555 x 440 mm  
 Bowl dimensions  
 310 x 400 mm / 180 x 400 mm  
 Bowl depth 200 / 170 mm

Accessories See page 62



# Como 1831

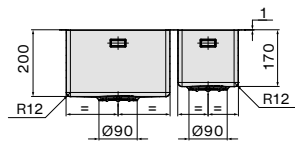
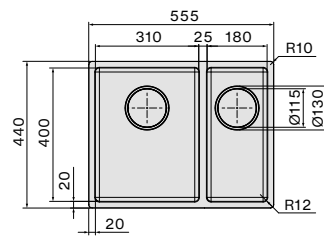
- AISI 304 18/10 stainless steel
- 1 mm regular thickness
- Inner corners radius 12 mm
- Duplo Scotch Brite finishing
- 200 mm bowl depth
- Fixing kit included
- Perimeter overflow
- Falmeac seamless drainage system
- Anti-noise fibre

**Dimensions**  
 Cabinet 60 cm  
 Ext dimensions 555 x 440 mm  
 Bowl dimensions  
 180 x 400 mm / 310 x 400 mm  
 Bowl depth 170 / 200 mm

Accessories See page 62



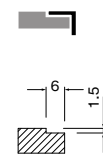
## Technical Drawings



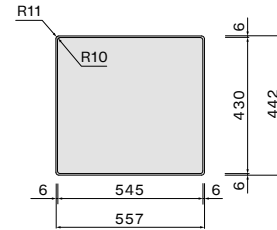
## Codes and finishing

**Installation Type**  
 Code  
 SCO3118F.00#SSF  
 Finishing  
 Stainless steel  
 AISI 304

### Flushmount

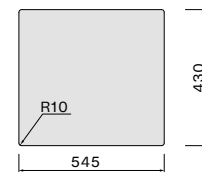


## Cut-out size



**Installation Type**  
 Code  
 SCO3118F.00#SSF  
 Finishing  
 Stainless steel  
 AISI 304

### Topmount



## Suggested combinations

Pure steel collection

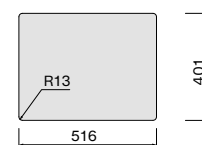


Trevi collection

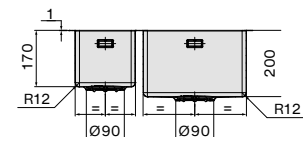
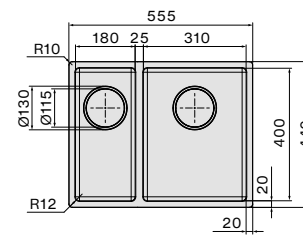


**Installation Type**  
 Code  
 SCO3118F.00#SSF  
 Finishing  
 Stainless steel  
 AISI 304

### Undermount



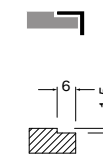
## Technical Drawings



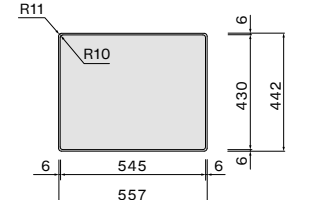
## Codes and finishing

**Installation Type**  
 Code  
 SCO1831F.00#SSF  
 Finishing  
 Stainless steel  
 AISI 304

### Flushmount

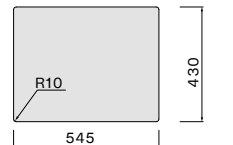


## Cut-out size



**Installation Type**  
 Code  
 SCO1831F.00#SSF  
 Finishing  
 Stainless steel  
 AISI 304

### Topmount



## Suggested combinations

Pure steel collection




Trevi collection



**Installation Type**  
 Code  
 SCO1831F.00#SSF  
 Finishing  
 Stainless steel  
 AISI 304

### Undermount





# Como 70

- AISI 304 18/10 stainless steel
- 1 mm regular thickness
- Inner corners radius 12 mm
- Duplo Scotch Brite finishing
- 200 mm bowl depth
- Fixing kit included
- Perimeter overflow
- Falmecc seamless drainage system
- Anti-noise fibre

**Dimensions**  
 Cabinet 80 cm  
 Ext dimensions 740 x 440 mm  
 Bowl dimensions  
 700 x 400 mm  
 Bowl depth 200 mm

Accessories See page 62



# Como 50

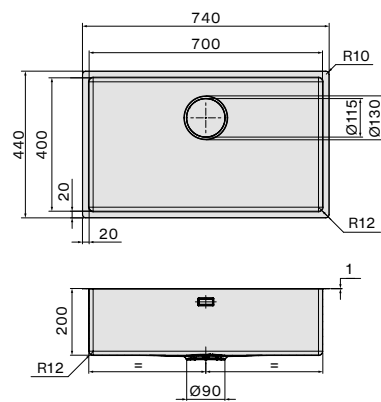
- AISI 304 18/10 stainless steel
- 1 mm regular thickness
- Inner corners radius 12 mm
- Duplo Scotch Brite finishing
- 200 mm bowl depth
- Fixing kit included
- Perimeter overflow
- Falmecc seamless drainage system
- Anti-noise fibre

**Dimensions**  
 Cabinet 60 cm  
 Ext dimensions 540 x 440 mm  
 Bowl dimensions  
 500 x 400 mm  
 Bowl depth 200 mm

Accessories See page 62



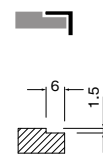
## Technical Drawings



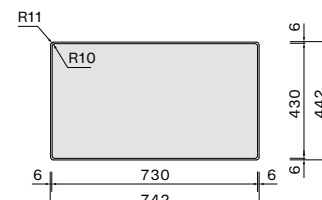
## Codes and finishing

**Installation Type**  
 Code  
 SCO7000F.00#SSF  
 Finishing  
 Stainless steel  
 AISI 304

### Flushmount

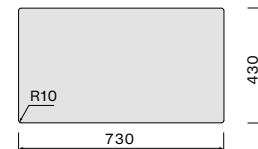


## Cut-out size



**Installation Type**  
 Code  
 SCO7000F.00#SSF  
 Finishing  
 Stainless steel  
 AISI 304

### Topmount

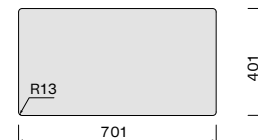


## Suggested combinations

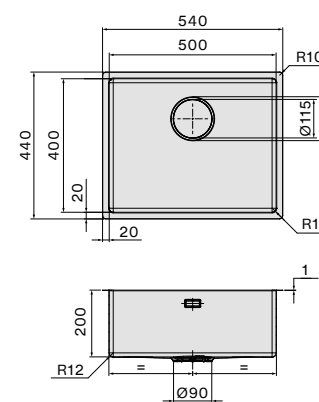


**Installation Type**  
 Code  
 SCO7000U.00#SSF  
 Finishing  
 Stainless steel  
 AISI 304

### Undermount



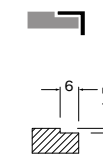
## Technical Drawings



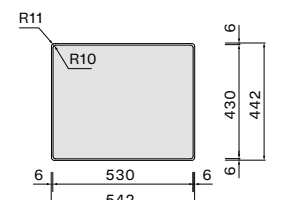
## Codes and finishing

**Installation Type**  
 Code  
 SCO5000F.00#SSF  
 Finishing  
 Stainless steel  
 AISI 304

### Flushmount

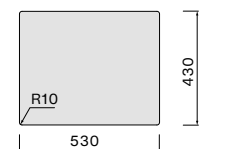


## Cut-out size



**Installation Type**  
 Code  
 SCO5000F.00#SSF  
 Finishing  
 Stainless steel  
 AISI 304

### Topmount

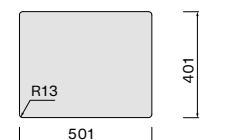


## Suggested combinations



**Installation Type**  
 Code  
 SCO5000U.00#SSF  
 Finishing  
 Stainless steel  
 AISI 304

### Undermount





# Como 45

- AISI 304 18/10 stainless steel
- 1 mm regular thickness
- Inner corners radius 12 mm
- Duplo Scotch Brite finishing
- 200 mm bowl depth
- Fixing kit included
- Perimeter overflow
- Falmecc seamless drainage system
- Anti-noise fibre

**Dimensions**  
 Cabinet 50 cm  
 Ext dimensions 490 x 440 mm  
 Bowl dimensions  
 450 x 400 mm  
 Bowl depth 200 mm

Accessories See page 62



# Como 40

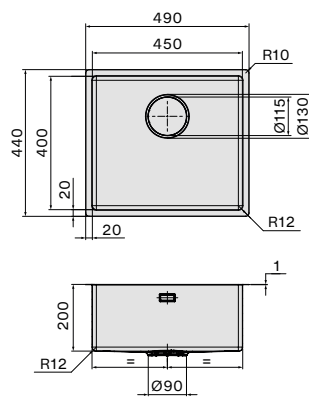
- AISI 304 18/10 stainless steel
- 1 mm regular thickness
- Inner corners radius 12 mm
- Duplo Scotch Brite finishing
- 200 mm bowl depth
- Fixing kit included
- Perimeter overflow
- Falmecc seamless drainage system
- Anti-noise fibre

**Dimensions**  
 Cabinet 50 cm  
 Ext dimensions 440 x 440 mm  
 Bowl dimensions  
 400 x 400 mm  
 Bowl depth 200 mm

Accessories See page 62



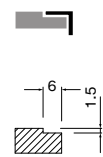
## Technical Drawings



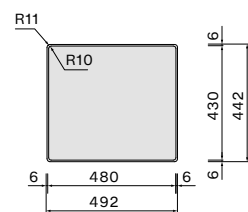
## Codes and finishing

**Installation Type**  
 Code  
 SCO4500F.00#SSF  
 Finishing  
 Stainless steel  
 AISI 304

### Flushmount

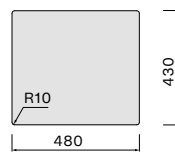


## Cut-out size



**Installation Type**  
 Code  
 SCO4500T.00#SSF  
 Finishing  
 Stainless steel  
 AISI 304

### Topmount

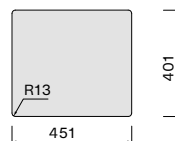


## Suggested combinations

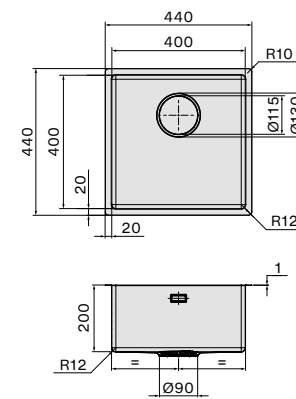


**Installation Type**  
 Code  
 SCO4500U.00#SSF  
 Finishing  
 Stainless steel  
 AISI 304

### Undermount



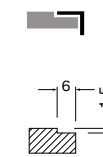
## Technical Drawings



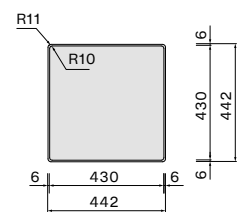
## Codes and finishing

**Installation Type**  
 Code  
 SCO4000F.00#SSF  
 Finishing  
 Stainless steel  
 AISI 304

### Flushmount

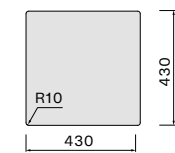


## Cut-out size



**Installation Type**  
 Code  
 SCO4000T.00#SSF  
 Finishing  
 Stainless steel  
 AISI 304

### Topmount

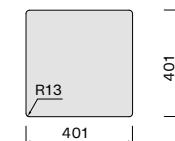


## Suggested combinations



**Installation Type**  
 Code  
 SCO4000U.00#SSF  
 Finishing  
 Stainless steel  
 AISI 304

### Undermount





# Como 34

- AISI 304 18/10 stainless steel
- 1 mm regular thickness
- Inner corners radius 12 mm
- Duplo Scotch Brite finishing
- 200 mm bowl depth
- Fixing kit included
- Perimeter overflow
- Falmecc seamless drainage system
- Anti-noise fibre

**Dimensions**  
**Cabinet** 40 cm  
**Ext dimensions** 380 x 440 mm  
**Bowl dimensions**  
 340 x 400 mm  
**Bowl depth** 200 mm

Accessories See page 62



# Como 18

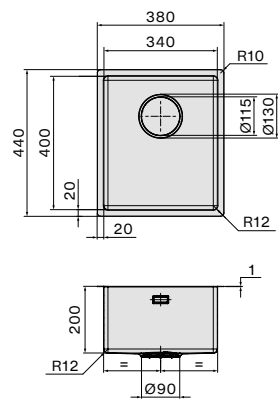
- AISI 304 18/10 stainless steel
- 1 mm regular thickness
- Inner corners radius 12 mm
- Duplo Scotch Brite finishing
- 200 mm bowl depth
- Fixing kit included
- Perimeter overflow
- Falmecc seamless drainage system
- Anti-noise fibre

**Dimensions**  
**Cabinet** 30 cm  
**Ext dimensions** 220 x 440 mm  
**Bowl dimensions**  
 180 x 400 mm  
**Bowl depth** 200 mm

Accessories See page 62



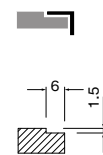
## Technical Drawings



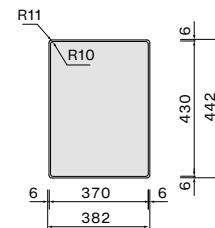
## Codes and finishing

**Installation Type**  
**Code**  
 SCO3400F.00#SSF  
**Finishing**  
 Stainless steel  
 AISI 304

### Flushmount

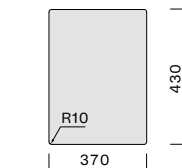


## Cut-out size



**Installation Type**  
**Code**  
 SCO3400T.00#SSF  
**Finishing**  
 Stainless steel  
 AISI 304

### Topmount

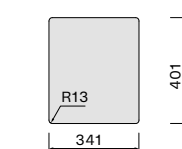


## Suggested combinations

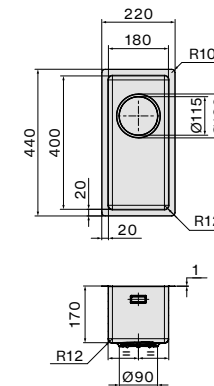


**Installation Type**  
**Code**  
 SCO3400U.00#SSF  
**Finishing**  
 Stainless steel  
 AISI 304

### Undermount



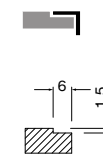
## Technical Drawings



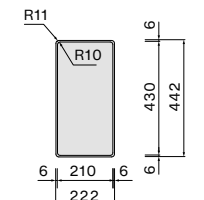
## Codes and finishing

**Installation Type**  
**Code**  
 SCO1800F.00#SSF  
**Finishing**  
 Stainless steel  
 AISI 304

### Flushmount

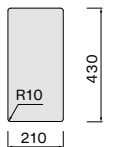


## Cut-out size



**Installation Type**  
**Code**  
 SCO1800T.00#SSF  
**Finishing**  
 Stainless steel  
 AISI 304

### Topmount

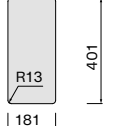


## Suggested combinations



**Installation Type**  
**Code**  
 SCO1800U.00#SSF  
**Finishing**  
 Stainless steel  
 AISI 304

### Undermount






# Como PVD Collection

## *Brilliant design.*

The PVD (Physical Vapour Deposition) treatment dresses the steel with an infinitesimal layer of metal particles that are deposited on the surface and become an integral part of it, creating different striking colours. Compared to other chemical finishings, this particular process ensures greater brilliance, resistance and durability.

Moreover, it is totally hypoallergenic, non-toxic and eco-friendly.

The irresistible charm of gold, the timeless warmth of copper, the glamorous elegance of matt black help create a kitchen environment full of elegance and prestige.



Gold, gunmetal, copper: Falmec introduces new emotions to the kitchen environment.

The flush-fitting circular lid, coordinated in the sink finishing, is a strongly distinctive element of the Como PVD collection.





# Como 50 Gold

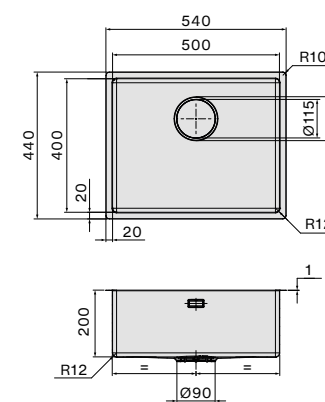
- AISI 304 18/10 stainless steel with PVD gold finishing
- 1 mm regular thickness
- Inner corners radius 12 mm
- 200 mm bowl depth
- Fixing kit included
- Perimeter overflow
- Falmecc seamless drainage system
- Anti-noise fibre

**Dimensions**  
**Cabinet** 60 cm  
**Ext dimensions** 540 x 440 mm  
**Bowl dimensions**  
 500 x 400 mm  
**Bowl depth** 200 mm

Accessories See page 62



## Technical Drawings



## Codes and finishing

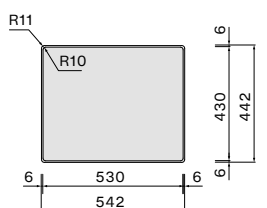
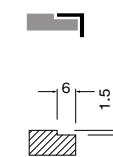
**Installation Type**  
**Code**  
 SCO5000F.00#PGF  
**Finishing**  
 Gold

**Installation Type**  
**Code**  
 SCO5000F.00#PGF  
**Finishing**  
 Gold

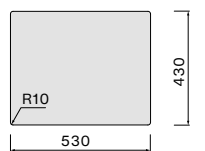
**Installation Type**  
**Code**  
 SCO5000F.00#PGF  
**Finishing**  
 Gold

## Cut-out size


### Flushmount



### Topmount



### Undermount



## Suggested combinations

**Trevi Round**  
 gold finishing



**Trevi Pro**  
 gold finishing





# Como 50 Gunmetal

- AISI 304 18/10 stainless steel with PVD gunmetal finishing
- 1 mm regular thickness
- Inner corners radius 12 mm
- 200 mm bowl depth
- Fixing kit included
- Perimeter overflow
- Falmeac seamless drainage system
- Anti-noise fibre

**Dimensions**  
 Cabinet 60 cm  
 Ext dimensions 540 x 440 mm  
 Bowl dimensions  
 500 x 400 mm  
 Bowl depth 200 mm

Accessories See page 62



# Como 50 Copper

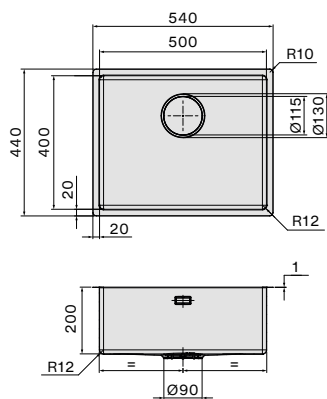
- AISI 304 18/10 stainless steel with PVD copper finishing
- 1 mm regular thickness
- Inner corners radius 12 mm
- 200 mm bowl depth
- Fixing kit included
- Perimeter overflow
- Falmeac seamless drainage system
- Anti-noise fibre

**Dimensions**  
 Cabinet 60 cm  
 Ext dimensions 540 x 440 mm  
 Bowl dimensions  
 500 x 400 mm  
 Bowl depth 200 mm

Accessories See page 62



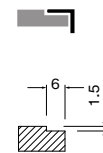
## Technical Drawings



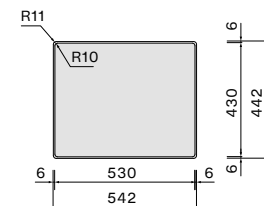
## Codes and finishing

**Installation Type**  
 Code  
 SC05000F.00#PPF  
 Finishing  
 Gunmetal

### Flushmount

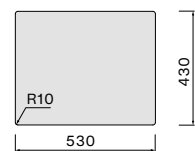


## Cut-out size



**Installation Type**  
 Code  
 SC05000F.00#PPF  
 Finishing  
 Gunmetal

### Topmount



## Suggested combinations

Trevi Round  
 gunmetal  
 finishing

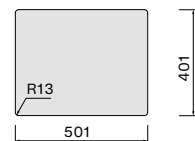


Trevi Pro  
 gunmetal  
 finishing

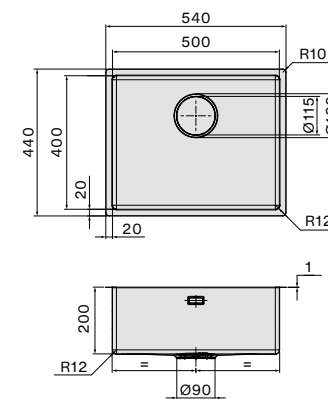


**Installation Type**  
 Code  
 SC05000F.00#PPF  
 Finishing  
 Gunmetal

### Undermount



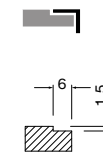
## Technical Drawings



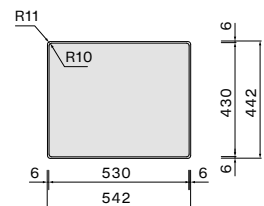
## Codes and finishing

**Installation Type**  
 Code  
 SC05000F.00#PQF  
 Finishing  
 Copper

### Flushmount

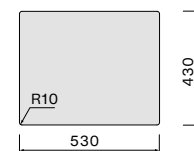


## Cut-out size



**Installation Type**  
 Code  
 SC05000F.00#PQF  
 Finishing  
 Copper

### Topmount



## Suggested combinations

Trevi Round  
 copper  
 finishing

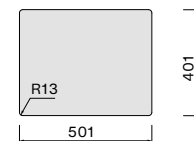


Trevi Pro  
 copper  
 finishing



**Installation Type**  
 Code  
 SC05000F.00#PQF  
 Finishing  
 Copper

### Undermount



# Garda Collection

## *Integrated solution.*

Made of hand-welded AISI 304 steel, with a uniform thickness of 1mm to ensure the utmost precision in every detail and a very long life span. The sinks of the Garda collection have a reinforced rear side designed for the insertion of taps.

Available in different sizes to fit easily into any kitchen environment, they stand out for their innovative integrated valve for draining liquids, conveniently located on the edge of the sink, and also for the exclusive Falmec Drainage System with a flush-fitted lid on the water drain.



The practical automatic drain valve, with circular button, is available in various finishings to best match the sink or worktop in which it is inserted.

This solution is installed as standard on the sinks of the Garda collection and is optional in the other collections of the Water range.

### Features

- AISI 304 18/10 stainless steel
- 1 mm regular thickness
- Inner corners radius 12 mm
- Duplo Scotch Brite finishing
- 200 mm bowl depth
- Fixing kit included
- Perimeter overflow
- Falmec seamless drainage system
- Anti-noise fibre
- Automatic drain valve included

### Types of installation

- Flushmount
- Topmount







# Garda 3118

- AISI 304 18/10 stainless steel
- 1 mm regular thickness
- Inner corners radius 12 mm
- Duplo Scotch Brite finishing
- 200 mm bowl depth
- Fixing kit included
- Perimeter overflow
- Falmecc seamless drainage system
- Anti-noise fibre
- Automatic drain valve included

**Dimensions**  
**Cabinet** 60 cm  
**Ext dimensions** 555 x 510 mm  
**Bowl dimensions**  
 310 x 400 / 180 x 400 mm  
**Bowl depth** 200 / 170 mm

Accessories See page 62



# Garda 1831

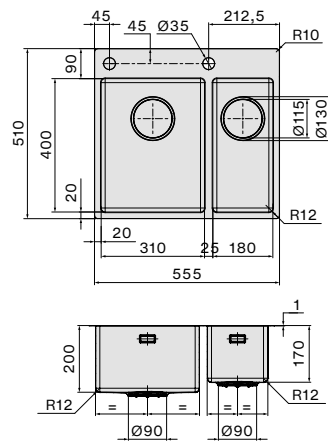
- AISI 304 18/10 stainless steel
- 1 mm regular thickness
- Inner corners radius 12 mm
- Duplo Scotch Brite finishing
- 200 mm bowl depth
- Fixing kit included
- Perimeter overflow
- Falmecc seamless drainage system
- Anti-noise fibre
- Automatic drain valve included

**Dimensions**  
**Cabinet** 60 cm  
**Ext dimensions** 555 x 510 mm  
**Bowl dimensions**  
 180 x 400 / 310 x 400 mm  
**Bowl depth** 200 / 170 mm

Accessories See page 62



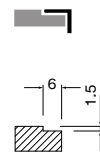
## Technical Drawings



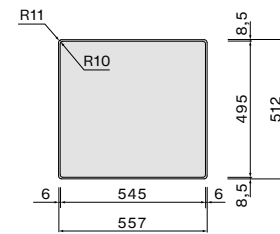
## Codes and finishing

**Installation Type**  
**Code**  
 SGA3118F.00#SSF  
**Finishing**  
 Stainless steel  
 AISI 304

### Flushmount

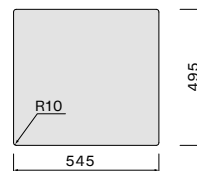


## Cut-out size



**Installation Type**  
**Code**  
 SGA3118F.00#SSF  
**Finishing**  
 Stainless steel  
 AISI 304

### Topmount



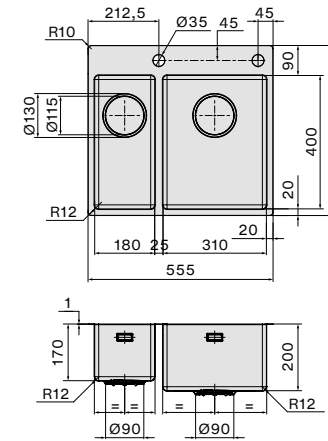
## Suggested combinations

Pure steel collection

Trevi collection



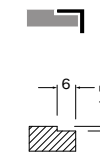
## Technical Drawings



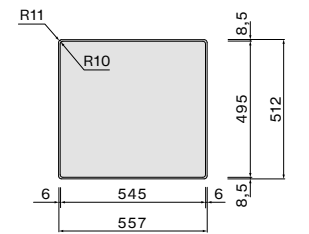
## Codes and finishing

**Installation Type**  
**Code**  
 SGA1831F.00#SSF  
**Finishing**  
 Stainless steel  
 AISI 304

### Flushmount

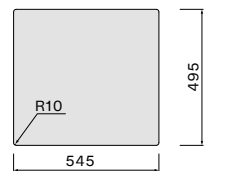


## Cut-out size



**Installation Type**  
**Code**  
 SGA1831F.00#SSF  
**Finishing**  
 Stainless steel  
 AISI 304

### Topmount



## Suggested combinations

Pure steel collection

Trevi collection






# Garda 70

- AISI 304 18/10 stainless steel
- 1 mm regular thickness
- Inner corners radius 12 mm
- Duplo Scotch Brite finishing
- 200 mm bowl depth
- Fixing kit included
- Perimeter overflow
- Falmecc seamless drainage system
- Anti-noise fibre
- Automatic drain valve included

**Dimensions**  
**Cabinet** 80 cm  
**Ext dimensions** 740 x 510 mm  
**Bowl dimensions**  
 700 x 400mm  
**Bowl depth** 200 mm

Accessories See page 62



# Garda 50

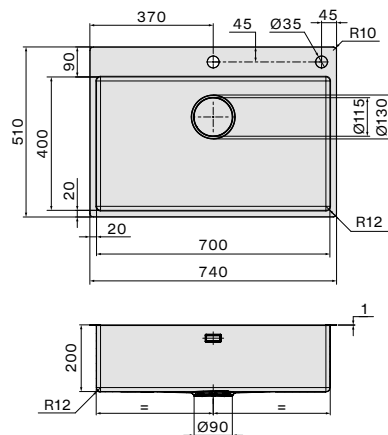
- AISI 304 18/10 stainless steel
- 1 mm regular thickness
- Inner corners radius 12 mm
- Duplo Scotch Brite finishing
- 200 mm bowl depth
- Fixing kit included
- Perimeter overflow
- Falmecc seamless drainage system
- Anti-noise fibre
- Automatic drain valve included

**Dimensions**  
**Cabinet** 60 cm  
**Ext dimensions** 540 x 510 mm  
**Bowl dimensions**  
 500 x 400 mm  
**Bowl depth** 200 mm

Accessories See page 62



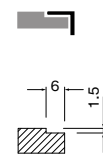
## Technical Drawings



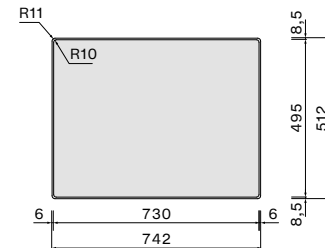
## Codes and finishing

**Installation Type**  
**Code**  
 SGA7000F.00#SSF  
**Finishing**  
 Stainless steel  
 AISI 304

### Flushmount

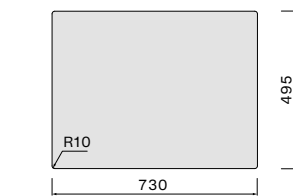


## Cut-out size



**Installation Type**  
**Code**  
 SGA7000F.00#SSF  
**Finishing**  
 Stainless steel  
 AISI 304

### Topmount

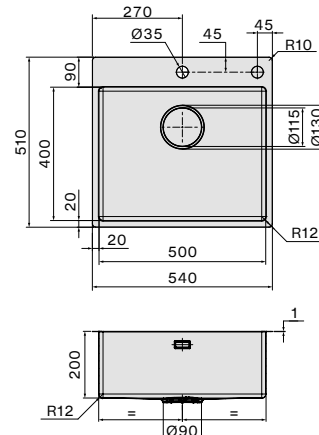


## Suggested combinations

Pure steel collection  
 Trevi collection



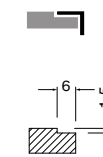
## Technical Drawings



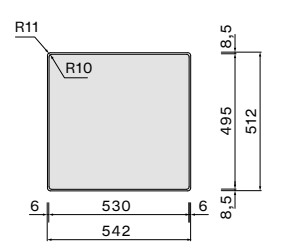
## Codes and finishing

**Installation Type**  
**Code**  
 SGA5000F.00#SSF  
**Finishing**  
 Stainless steel  
 AISI 304

### Flushmount

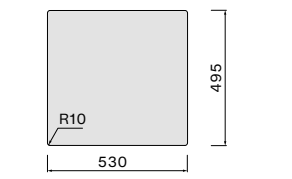


## Cut-out size



**Installation Type**  
**Code**  
 SGA5000F.00#SSF  
**Finishing**  
 Stainless steel  
 AISI 304

### Topmount



## Suggested combinations

Pure steel collection  
 Trevi collection



# Garda 40

- AISI 304 18/10 stainless steel
- 1 mm regular thickness
- Inner corners radius 12 mm
- Duplo Scotch Brite finishing
- 200 mm bowl depth
- Fixing kit included
- Perimeter overflow
- Falmecc seamless drainage system
- Anti-noise fibre
- Automatic drain valve included

**Dimensions**  
**Cabinet** 50 cm  
**Ext dimensions** 440 x 510 mm  
**Bowl dimensions**  
 400 x 400mm  
**Bowl depth** 200 mm

Accessories See page 62



# Garda 34

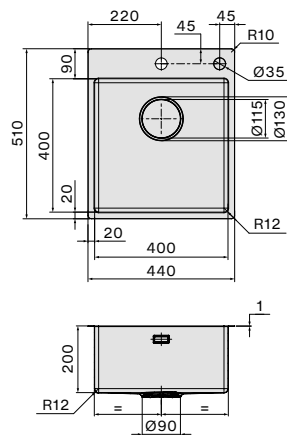
- AISI 304 18/10 stainless steel
- 1 mm regular thickness
- Inner corners radius 12 mm
- Duplo Scotch Brite finishing
- 200 mm bowl depth
- Fixing kit included
- Perimeter overflow
- Falmecc seamless drainage system
- Anti-noise fibre
- Automatic drain valve included

**Dimensions**  
**Cabinet** 45 cm  
**Ext dimensions** 380 x 510 mm  
**Bowl dimensions**  
 340 x 400 mm  
**Bowl depth** 200 mm

Accessories See page 62



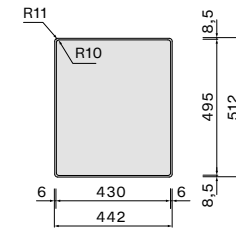
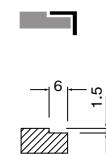
## Technical Drawings



## Codes and finishing

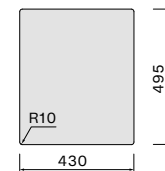
**Installation Type**  
**Code**  
 SGA4000F.00#SSF  
**Finishing**  
 Stainless steel  
 AISI 304

### Flushmount



**Installation Type**  
**Code**  
 SGA4000F.00#SSF  
**Finishing**  
 Stainless steel  
 AISI 304

### Topmount



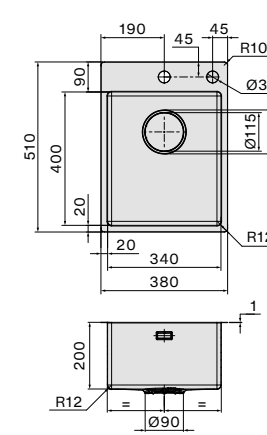
## Suggested combinations

Pure steel collection

Trevi collection



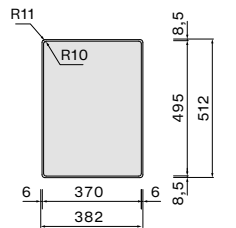
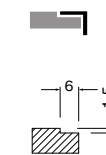
## Technical Drawings



## Codes and finishing

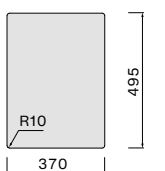
**Installation Type**  
**Code**  
 SGA3400F.00#SSF  
**Finishing**  
 Stainless steel  
 AISI 304

### Flushmount



**Installation Type**  
**Code**  
 SGA3400F.00#SSF  
**Finishing**  
 Stainless steel  
 AISI 304

### Topmount



## Suggested combinations

Pure steel collection

Trevi collection





# Iseo Collection

## Material innovation.

Ceramix comes from avant-garde research: an innovative mix of ceramic nanoparticles and acrylic resins to create a material with features that have never been achieved before. Ceramix is made with 6 different resins that make it water-repellent and stain-resistant. This material is also characterised by a perfect uniformity of the surface, which is absolutely smooth and resistant to impact and abrasion.

Available in white or black versions, the sinks of the Iseo collection have an essential design, with geometric shapes, conceived to fit seamlessly into different kitchen environments, maintaining their aesthetic characteristics and functional performance over time.



Sturdy, smooth and compact, the innovative Ceramix material of Iseo guarantees chromatic uniformity, long life and ease of cleaning.



## Types of installation

- Topmount
- Undermount

## Features

- Ceramix finishing
- 6 mm slim edge
- 200 mm bowl depth
- Fixing kit included
- Perimeter overflow
- Ceramix material









# Iseo 40 Black

- Ceramix finishing
- 6 mm slim edge
- 200 mm bowl depth
- Fixing kit included
- Perimeter overflow
- Ceramix material

**Dimensions**  
 Cabinet 45 cm  
 Ext dimensions 456 x 456 mm  
 Bowl dimensions  
 400 x 400 mm  
 Bowl depth 200 mm

Accessories See page 62



# Iseo 40 White

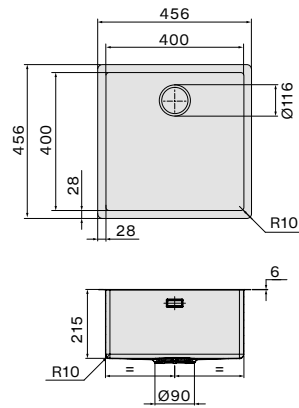
- Ceramix finishing
- 6 mm slim edge
- 200 mm bowl depth
- Fixing kit included
- Perimeter overflow
- Ceramix material

**Dimensions**  
 Cabinet 45 cm  
 Ext dimensions 456 x 456 mm  
 Bowl dimensions  
 400 x 400 mm  
 Bowl depth 200 mm

Accessories See page 62



## Technical Drawings



## Codes and finishing

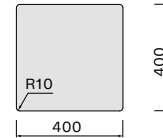
Installation Type  
 Code  
 SIS4000F.00#CBF  
 Finishing  
 Ceramix material

### Topmount

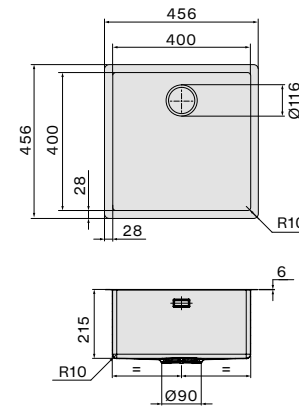


Installation Type  
 Code  
 SIS4000F.00#CBF  
 Finishing  
 Ceramix material

### Undermount



## Technical Drawings



## Codes and finishing

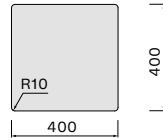
Installation Type  
 Code  
 SIS4000F.00#CWF  
 Finishing  
 Ceramix material

### Topmount



Installation Type  
 Code  
 SIS4000F.00#CWF  
 Finishing  
 Ceramix material

### Undermount



## Suggested combinations



## Suggested combinations



# Iseo 50 Black

- Ceramix finishing
- 6 mm slim edge
- 200 mm bowl depth
- Fixing kit included
- Perimeter overflow
- Ceramix material

**Dimensions**  
 Cabinet 60 cm  
 Ext dimensions 556 x 456 mm  
 Bowl dimensions  
 500 x 400 mm  
 Bowl depth 200 mm

Accessories See page 62




# Iseo 50 White

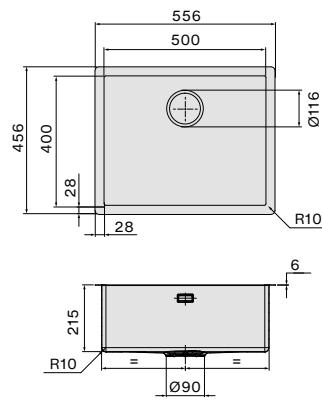
- Ceramix finishing
- 6 mm slim edge
- 200 mm bowl depth
- Fixing kit included
- Perimeter overflow
- Ceramix material

**Dimensions**  
 Cabinet 60 cm  
 Ext dimensions 556 x 456 mm  
 Bowl dimensions  
 500 x 400 mm  
 Bowl depth 200 mm

Accessories See page 62



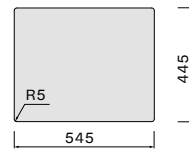
## Technical Drawings



## Codes and finishing

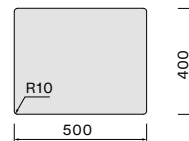
**Installation Type**  
 Code  
 SIS5000F.00#CBF  
 Finishing  
 Ceramix material

### Topmount



**Installation Type**  
 Code  
 SIS5000F.00#CBF  
 Finishing  
 Ceramix material

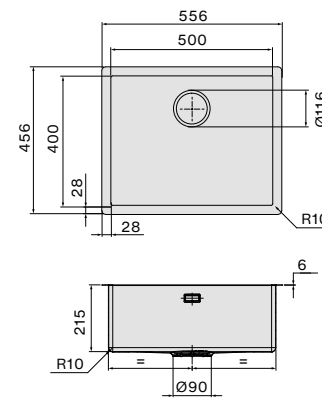
### Undermount



## Suggested combinations



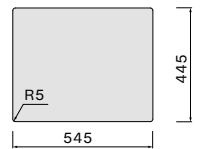
## Technical Drawings



## Codes and finishing

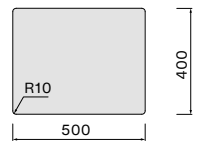
**Installation Type**  
 Code  
 SIS5000F.00#CWF  
 Finishing  
 Ceramix material

### Topmount



**Installation Type**  
 Code  
 SIS5000F.00#CWF  
 Finishing  
 Ceramix material

### Undermount



## Suggested combinations





# Iseo 70 Black

- Ceramix finishing
- 6 mm slim edge
- 200 mm bowl depth
- Fixing kit included
- Perimeter overflow
- Ceramix material

**Dimensions**  
 Cabinet 80 cm  
 Ext dimensions 756 x 456 mm  
 Bowl dimensions  
 700 x 400 mm  
 Bowl depth 200 mm

Accessories See page 62



# Iseo 70 White

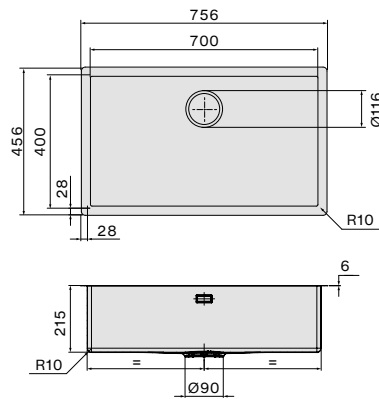
- Ceramix finishing
- 6 mm slim edge
- 200 mm bowl depth
- Fixing kit included
- Perimeter overflow
- Ceramix material

**Dimensions**  
 Cabinet 80 cm  
 Ext dimensions 756 x 456 mm  
 Bowl dimensions  
 700 x 400 mm  
 Bowl depth 200 mm

Accessories See page 62



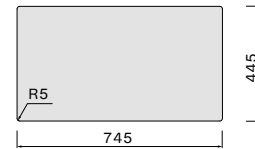
## Technical Drawings



## Codes and finishing

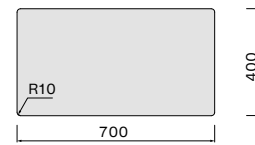
**Installation Type**  
 Code  
 SIS7000F.00#CBF  
 Finishing  
 Ceramix material

### Topmount



**Installation Type**  
 Code  
 SIS7000F.00#CBF  
 Finishing  
 Ceramix material

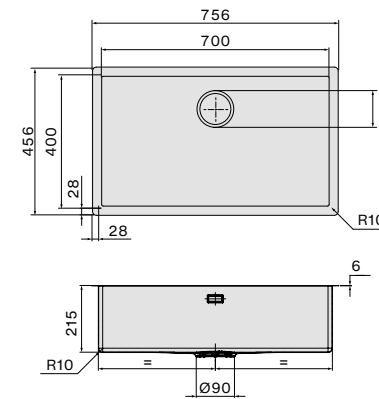
### Undermount



## Suggested combinations



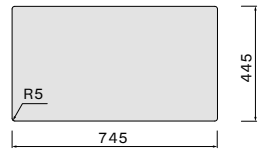
## Technical Drawings



## Codes and finishing

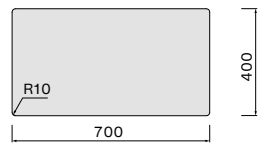
**Installation Type**  
 Code  
 SIS7000F.00#CWF  
 Finishing  
 Ceramix material

### Topmount



**Installation Type**  
 Code  
 SIS7000F.00#CWF  
 Finishing  
 Ceramix material

### Undermount



## Suggested combinations





## Taps and fittings

Falmec's excellence can also be appreciated in taps and fittings. A selection made with attention to each detail, to satisfy every stylistic and usage requirement, creating the most diverse and fascinating combinations between Falmec sinks and the most varied kitchen countertops.

Collection

- **Pure Steel**
- **Trevi**
- **Iseo**
- **Easy**



# Pure steel

## *Pure Essence.*

A collection of taps, made entirely of AISI 304 steel, inspired by a concept of minimalist design and pure technicality, in tune with the daily needs of the domestic kitchen. A natural and totally recyclable element, steel integrates at its best with the Falmecc world, perfectly matching the sinks and hoods made of this material.

Several versions are available, with stylistic features and characteristics designed to harmonise in many kitchen environments.



Hygienic,  
corrosion  
resistant and  
easy to clean,  
AISI 304 steel

expresses a  
superior level of  
quality in every  
respect.



# Pure steel



## Pure steel flat

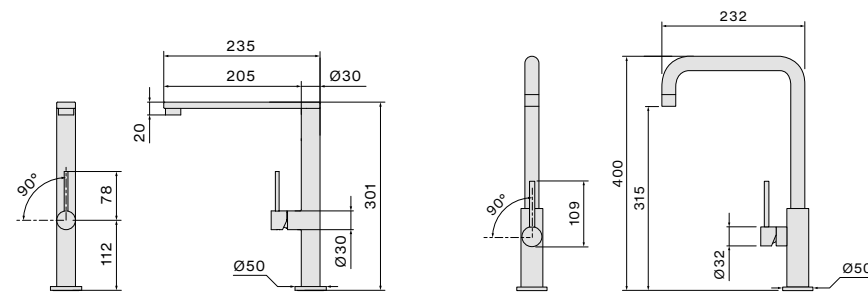
Single-lever sink mixer with flat swivel spout 3/8" female connection hoses. Cut-out ø35 mm

Stainless Steel  
MPSF.00#SSF

## Pure steel square

Single-lever sink mixer with tubular swivel spout 3/8" female connection hoses. Cut-out ø35 mm

Stainless Steel  
MPSS.00#SSF  
Black matt  
MPSS.00#MBF



Stainless steel / Black matt s. steel



## Pure steel corner

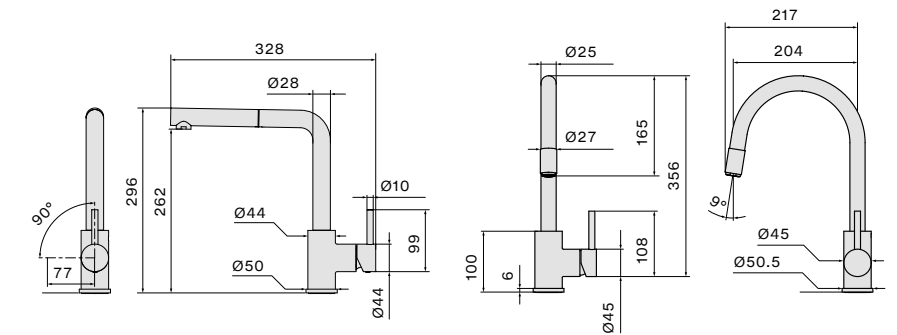
Single-lever sink mixer with swivel spout and pull out hand shower 3/8" female connection hoses. Cut-out ø35 mm

Stainless Steel  
MPSC.00#SSF

## Pure steel round

Single-lever sink mixer with round swivel spout and pull out hand shower 3/8" female connection hoses. Cut-out ø35 mm

Stainless Steel  
MPSR.00#SSF





# Trevi

## *Elegance and attention to detail.*

This collection is characterised by slender and streamlined lines, where each detail is the subject of a precise stylistic and functional study.

A proposal that is articulated in various technical solutions, unique shapes and finishings, including the innovative PVD treatment that allows a perfect match with the sinks of the Como PVD Collection.

The choice ranges from the classic Round version, to the contemporary style of Corner, to the Trevi Pro model derived from the professional world.

All Trevi models are equipped with a pull-out shower hose to facilitate every washing activity in the kitchen.



With the PVD treatment, metal ions are attracted to the surface of the object, forming an extremely resistant coating.



# Trevi



## Trevi Round

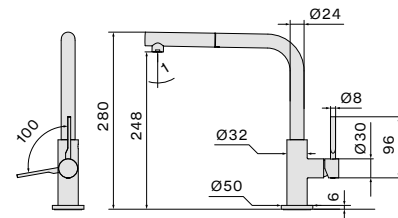
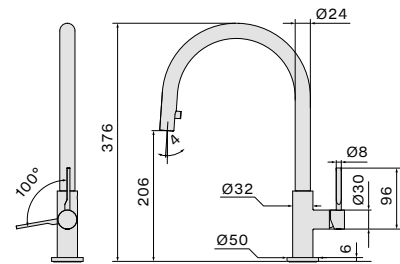
Single-lever sink mixer with round swivel spout and pull out hand shower 3/8" female connection hoses. Cut-out ø35 mm

Chrome  
MTRR.00#CHF  
Matt black  
MTRR.00#MBF  
PVD Brushed Gunmetal  
MTRR.00#PPF  
PVD Brushed Copper  
MTRR.00#PQF  
PVD Brushed Gold  
MTRR.00#PGF

## Trevi Corner

Single-lever sink mixer with swivel spout and pull out hand shower 3/8" female connection hoses. Cut-out ø35 mm

Chrome  
MTRC.00#CHF  
Matt black  
MTRC.00#MBF  
PVD Brushed Gunmetal  
MTRC.00#PPF  
PVD Brushed Copper  
MTRC.00#PQF  
PVD Brushed Gold  
MTRC.00#PGF



Chrome / Matt black / PVD Gunmetal / PVD Copper / PVD Gold



## Trevi Pro

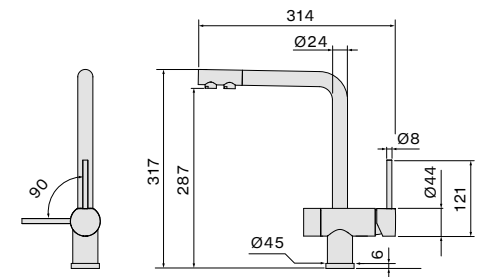
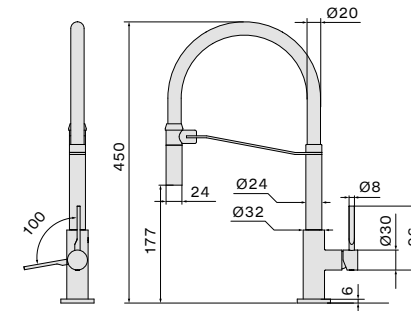
Single-lever sink mixer with swivel and adjustable spout 3/8" female connection hoses. Cut-out ø35 mm

Chrome  
MTRP.00#CHF  
Matt black  
MTRP.00#MBF  
PVD Brushed Gunmetal  
MTRP.00#PPF  
PVD Brushed Copper  
MTRP.00#PQF  
PVD Brushed Gold  
MTRP.00#PGF

## Trevi Double

Single-lever sink mixer with swivel with double flow for pure water and adjustable spout 3/8" female connection hoses. Cut-out ø35 mm

Chrome  
MTRD.00#CHF









### Iseo Corner

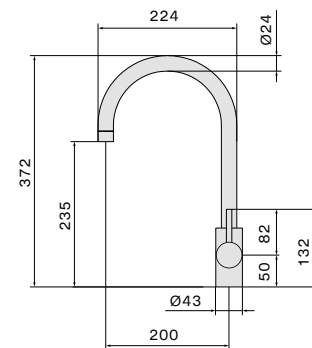
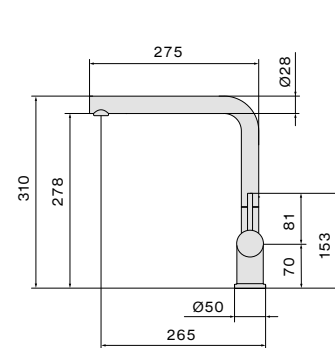
Single-lever sink mixer with swivel spout and retractable hand shower 3/8" female connection hoses. Cut-out ø35 mm

Painted black  
MISC.00#BLF  
Painted white  
MISC.00#WHF

### Iseo Round

Single-lever sink mixer with swivel spout 3/8" female connection hoses. Cut-out ø35 mm

Painted black  
MISR.00#BLF  
Painted white  
MISR.00#WHF



### Easy Square

Single-lever sink mixer with tubular swivel spout 3/8" female connection hoses. Cut-out ø35 mm

Chrome  
MEAS.00#CHF  
Matt black  
MEAS.00#MBF

### Easy Round

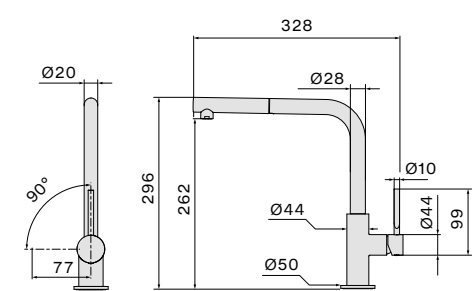
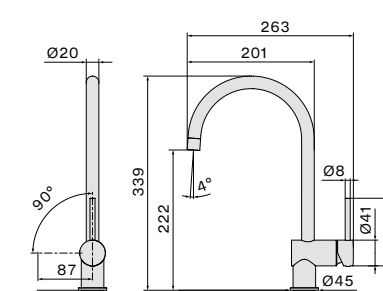
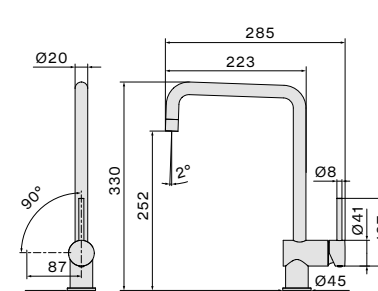
Single-lever sink mixer with tubular swivel spout 3/8" female connection hoses. Cut-out ø35 mm

Chrome  
MEAR.00#CHF  
Matt black  
MEAR.00#MBF

### Easy Corner

Single-lever sink mixer with tubular swivel spout and retractable hand shower 3/8" female connection hoses. Cut-out ø35 mm

Chrome  
MEAC.00#CHF



Chrome / Matt black





## Accessories

Washing, draining, cutting, preparing: with the optional extras and accessories tailor-made for the sinks of the Falmecc Water collection, every action in the kitchen is even easier, every sensation becomes even more pleasant and satisfying by transforming the washing area into a real food preparation station.



# Accessories



Iroko wood chopping board  
Iroko wood chopping board  
20 mm thickness  
Ext dimensions:  
330 x 436 mm  
KACL.991



Polyethylene chopping board  
Polyethylene chopping board  
18 mm thickness  
Ext dimensions:  
330 x 420 mm  
KACL.992



Rollmat 440  
Black Matt  
Available colour  
Black  
Dimension (mm)  
310 x 440 x 10  
KACL.994



HPL chopping board  
HPL chopping board  
18 mm thickness  
Ext dimensions:  
280 x 420 mm  
KACL.993



Automatic waste valve  
Black Matt (Iseo collection)  
Chrome  
PVD Gold  
PVD Copper  
PVD Gunmetal  
Included in Garda Collection



Stainless steel soap dispenser  
AISI 304 18/10  
Stainless steel satin finishing, tank capacity 250 ml. filling from above, it is not necessary to remove the tank.  
The soap dispenser can be installed on any type of sink produced by Falmec.  
Soap dispenser round steel KACL.985#IF  
Soap dispenser round gunmetal KACL.985#DF  
Soap dispenser round gold KACL.985#CF  
Soap dispenser round copper KACL.985#UF



Stainless steel colander  
AISI 304 18/10  
Stainless steel colander 1 mm thickness  
Ext dimensions:  
200 x 440 mm  
Int dimension:  
155 x 390 mm  
Depth: 100 mm  
KACL.982#IF



Stainless steel draining tray  
AISI 304 18/10  
Stainless steel draining tray 1 mm thickness  
Ext dimensions:  
200 x 440 mm  
Int dimension:  
155 x 390 mm  
Depth: 30 mm  
KACL.983#IF



AISI 304 18/10  
Stainless steel draining tray 1 mm thickness  
Ext dimensions:  
370 x 440 mm  
Int dimension:  
325 x 390 mm  
Depth: 30 mm  
KACL.984#IF





# Care and maintenance

Stainless steel is the best material for your kitchen sink: it is hygienic, tough, resistant to rust and corrosion. Falmecc sinks are made of AISI 304 18/10 stainless steel (EN 1.4301), an alloy of steel (72%), chromium (18%) and nickel (10%) which is particularly resistant to corrosion, in compliance with EN ISO 3651-2 and ASTM A262 E. Thanks to its composition, AISI 304 steel ensures the sink remains unchanged for a lifetime.

However, a lack of care could lead to the formation of stains (whitish, iridescent, or rust-like), which never denotes poor quality or defects of the material. The most common stains, which are due to the evaporation of water, show deposits of mineral substances, of food and washing-up liquid residue, cooking liquids, salt, lemon or tomato juice, which have not been completely rinsed away.



## Stainless steel sinks

To avoid any issues, Falmecc recommends carrying out a simple but correct daily cleaning of the sink, observing the following guidelines:

- Clean the sink with warm water and mild soap, using a soft sponge, after each use

In case of persistent dirt, dip a soft cloth in the following solutions:

- Water and vinegar (80% water and 20% vinegar)

- Lemon juice dissolved in water

- Non-corrosive and/or non-abrasive household cleansers

During periods of long inactivity take the following precautions: vigorously rub all stainless steel surfaces with a cloth lightly soaked in Vaseline so as to create a protective film; air out the room after use.



## Composite sinks

Falmecc composite sinks show high resistance to high temperatures and to impacts. They are resistant to chemical kitchen cleansing products and are certified for direct contact with food. For daily cleaning of Falmecc composite sinks, hot water and a normal household cleansing product are sufficient.

To avoid limescale build-up, we recommend cleaning the sink after each use with warm water, soap and a soft cloth.

After each cleansing operation, rinse the sink thoroughly and dry it with a soft cloth. It is recommended to remove immediately any stains caused by food or colouring substances. Common food stains (tea, coffee, juice) can be easily removed with very hot water and soap.

- Do not use abrasive cleaners or iron scourers.

- Do not use chemical cleansing products which are not suitable for use in the kitchen.

- Do not pour aggressive substances such as alcohol, petrol, bleach or thinners into the sink: these products could damage the surface of the sink.

- Do not use the sink surface as a cutting surface; the use of polyethylene and wooden cutting boards can reduce the risk of damage to the sink.

- Do not throw sharp or heavy objects into the sink. Avoid placing a very hot and a very cold object on the sink simultaneously.

- Do not place very hot objects on the sink. Use trivets for hot items. Turn on the cold water when pouring boiling water in the sink.

- Don't wash any component of the sink in the dishwasher.

## PVD sinks

PVD sinks are made of stainless steel AISI 304 18/10.

The special PVD coating is obtained through vacuum deposition of chosen metals on the stainless steel substrate. PVD technology provides a strong-hold coating, with high resistance to abrasion and corrosion. We recommend using a mild Ph-neutral cleaning agent to maintain the PVD colour.

- Do not use abrasive cleaning agents, steel wool or iron scourers.

- Don't wash any component of the sink in the dishwasher. Always wipe in the direction of the grain.

- Don't use cleaning agents containing the following substances: Chlorine-based solutions, bleach and bleaching agents, ammonia, hydrogen peroxide, hydrofluoric acid, active oxygen-based agents. All these products damage the PVD surface finishing.

- Do not throw sharp or heavy objects into the sink.

The manufacturer shall not be held liable for damages arising from the non-respecting of these Care and Maintenance guidelines and for uses other than the ones mentioned above.

Please note that failure to follow these care and maintenance instructions may invalidate the manufacturer's guarantee.

Falmec S.p.A

via dell'Artigianato, 42 z.i.  
31029 Vittorio Veneto  
Treviso — Italy  
info@Falmec.com  
www.Falmec.com

*Photos*  
Eye Studio/Fabio Cussigh

*Styling*  
Eye Studio/Beppe Mangia

*Graphic Design*  
Designwork

*Texts editing*  
Daniele Varelli & Dana Cukier

*Post-production photos  
and colour separation*  
Luce Group

Printed in Italy  
©June 2023  
Europrint - Imoco Group



