

# Elements

The kitchen as a space  
in transformation, a laboratory  
of taste and design where air,  
a fundamental element  
of the Falmec experience, meets  
the new frontiers of design, as  
characterised by multifunctionality  
and modularity.

# Index

03 *Elements Collection*

04 Shelf

22 Monolith

38 Air Wall

48 Technical data



## Elements Collection

*Design your world.*

The living space expands.

The rules of kitchen design are rewritten, unleashing creativity.

Linear modules, which can be arranged according to the attitudes and habits of those who use them, completely integrate their suction function within minimal forms designed to accommodate accessories, lighting elements and support surfaces.

Elements revolutionises the concept of aspiration, opening new horizons in design, creating new spaces and furnishing architecture in the kitchen.



## Shelf

### *Suction shelf.*

Thanks to exclusive Multi-Air technology, Shelf incorporates a very thin suction element in a shelf structure of only 10 cm in thickness, equipped with a removable vane to increase smoke suction capacity.

This element with hood function can be enriched with additional modules to create a versatile hanging furniture system on the wall.

The extracting version is equipped with a remotely located motor: a solution that ensures both, power and silence.



The 120 cm suction module can be attached to the right or left of other shelves with a width of 60 and 90 cm. These can be equipped with a stainless steel tray that fits inside and holds plants, pots or other decorative objects. The structure is made of black painted steel with a black satin-finished aluminium profile.





Its underside is equipped with an integrated LED strip with a dynamic light that illuminates the worktop for the entire length of the shelf. The filtering version of Shelf is also equipped with perimeter suction.







Completely integrated and hidden from view in the body of the shelf, the touch control panel that controls the hood functions is conveniently accessible by pulling out the smoked turning glass.





The extracting version of Shelf is equipped with an exclusive No-Drop system with technopolymer filters that capture water vapour, preventing condensation from dripping onto the hob. The piping required for air extraction is concealed within a false wall, maintaining the refined simplicity of the hood design.



# Modularity

The 120 cm filtering or extraction module can be attached to the right or left of other shelves with a width of 60 and 90 cm. This makes it possible to compose a true wall-mounted furnishing system, with integrated LED lighting that not only provides functional illumination of the kitchen top, but also contributes to creating an evocative ambiance in the room.

*Hood  
Module 120 cm*



*Shelf  
Module 90 cm*



*Shelf  
Module 60 cm*



## CONFIGURATION EXAMPLES

*Hood  
Module  
120 cm*

*Shelf  
Module  
90 cm*



*Hood  
Module  
120 cm*

*Shelf  
Module  
60 cm*



*Shelf  
Module  
90 cm*

*Hood  
Module  
120 cm*


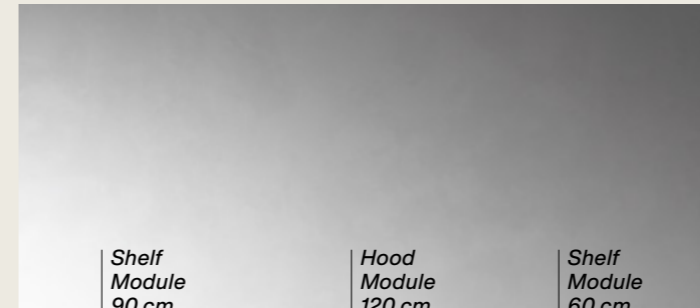
*Shelf  
Module  
60 cm*



*Shelf  
Module  
60 cm*

*Hood  
Module  
120 cm*

*Shelf  
Module  
90 cm*





# Customisation

The front panel can be customised by choosing different materials and finishes: from the technological beauty of steel to the warmth of wood, the elegance of glass, and the practicality of melamine in a wide range of colours, to match every personal taste and furnishing style in the kitchen.



# Extracting Shelf

The extracting version of Shelf is ideal for those who want to combine maximum air extraction performance and low noise levels. This is made possible by the use of a more powerful motor that can be remotely located both inside and outside the home.



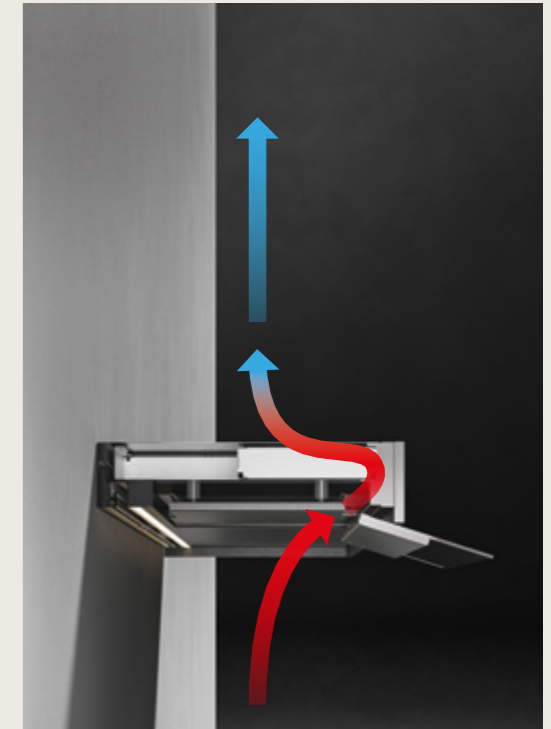
Detail of the cross-blade filter.

*No-Drop System: anti-condensation technology.*

*The problem of dripping cooking vapour condensation, a common issue especially when using induction hobs, has finally met its match in an innovative solution from Falmec. The patented No-Drop System technology consists of a battery of cross-blade filters designed to condense vapours, which are then channelled and collected in a container.*

# Filtering Shelf

The filtering version of the Shelf hood allows for easy installation, free of any structural constraints. Air quality in the kitchen is guaranteed by the unique Carbon.Zeo filter technology that uses natural minerals such as activated carbon and zeolite to trap odours extremely effectively.



Carbon.Zeo filter

*Multi-Air and optional Carbon.Zeo filter.*

*Multi-air distributes the suction power – normally concentrated on one motor – over several small motors to ensure the same suction efficiency within an extremely small volume. The system also allows for the application of unique Carbon.Zeo technology: a combined active carbon and zeolite filter that traps cooking vapours and odours.*

## Monolith

### *Functionality multiplied.*

Resting on the worktop, Monolith is an element of the most precious design, conceived in order to cater for a range of needs in a highly refined way.

A handy channel, equipped with suction function, that can also hold ladles, spices, knives, cutting boards and other tools, as well as electrical outlets, lends style and practicality to the kitchen.

The system is also equipped with suffused light, lending an alluring suspended effect, while diffusing a pleasant beam of light in your kitchen.







The extraction is done through a flap that allows the air to flow through; it also gives access to the touch control positioned vertically for more agile control of the extraction and lighting functions. Furthermore, Monolith can be controlled directly from Falmec induction hobs, thanks to the Dialogue System function.





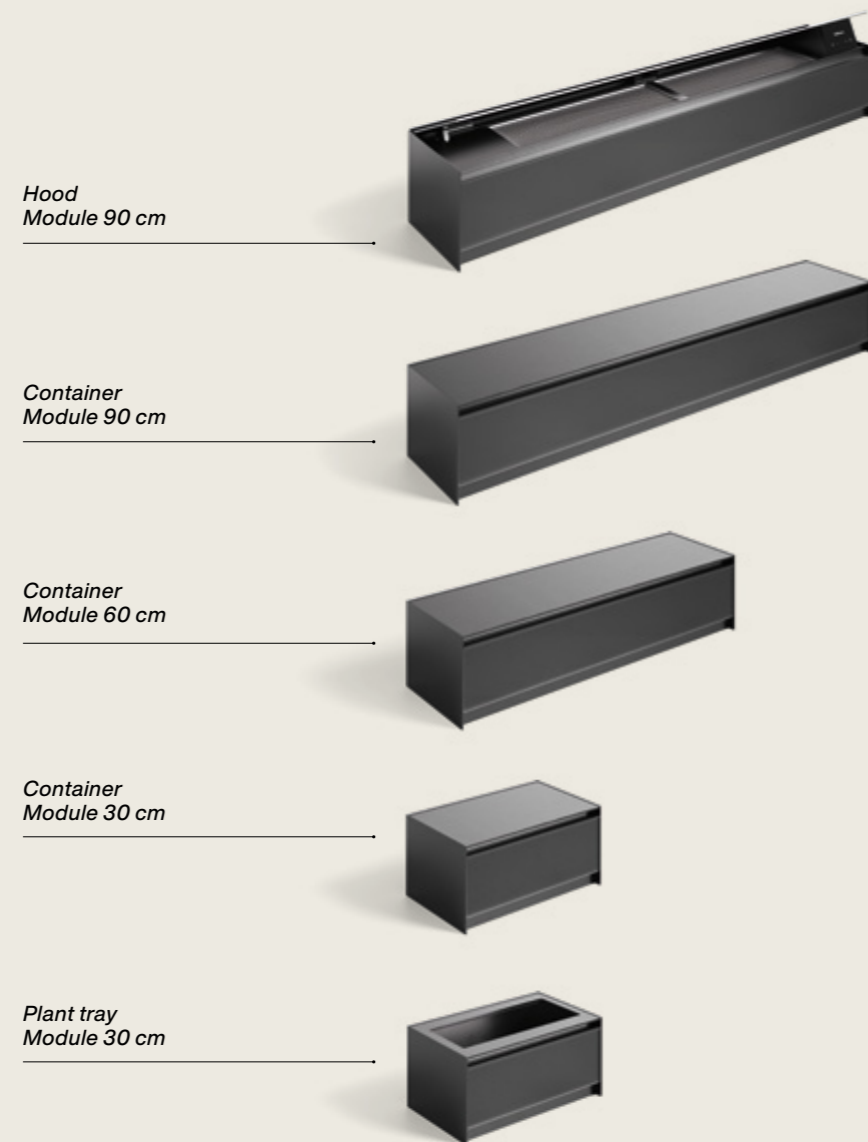
The Monolith system includes a 90 cm suction element and different wide accessory storage modules that can be placed on the right or left, allowing you to create a functional, customised set-up. Its black glass front is mounted in a matt black aluminium frame.





# Modularity

Monolith is easy to install in any situation: a single hole in the worktop is sufficient for the suction element, while the other modules are placed and anchored with a snap system. By placing elements of different sizes side by side, it's possible to create a variety of compositions with a uniform appearance, improving both the kitchen's air quality and its aesthetics and functionality.



## CONFIGURATION EXAMPLES





## Accessories

Specially created for Monolith, these natural beech wood compartments allow the kitchen to be configured and customised to suit every need, accommodating knives, cutlery, spice racks, a practical chopping board and other items, all easily within reach.

*Spice rack  
L 291 x P 128 x H 54 mm  
natural beech wood*



*Cutlery tray (1 compartment)  
L 291 x P 128 x H 54 mm / natural beech wood  
KACL.1011*



*Cutlery tray (2 compartments)  
L 291 x P 128 x H 54 mm / natural beech wood  
KACL.1012*



*Knife rack  
L 446 x P 128 x H 54 mm / natural beech wood  
KACL.1014*



*Cutlery tray (4 compartments)  
L 446 x P 128 x H 54 mm / natural beech wood  
KACL.1013*



*Cutting board  
L 293 x P 128 x H 20 mm / natural beech wood  
KACL.1010*




*Accessory sockets  
L 147 x P 128 x H 86 mm  
KACL.1015#H4F*



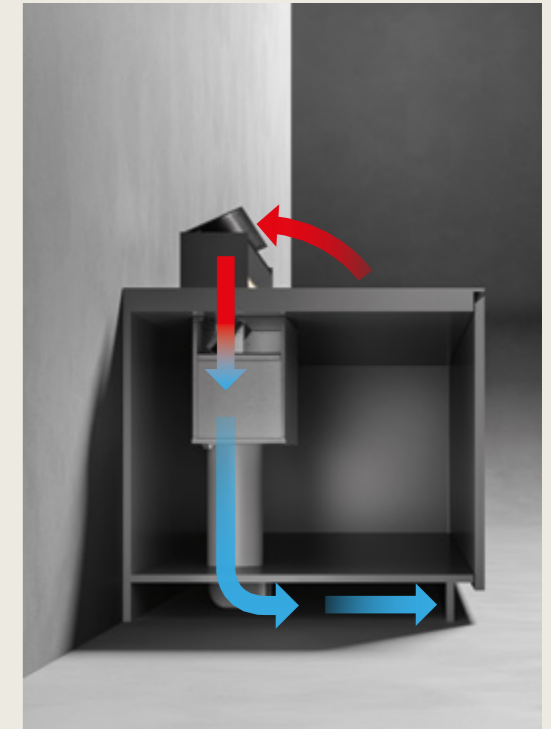
## Extracting Monolith

In extracting mode, Monolith expels air to the outside through a duct hidden inside the cabinet. Performance is ensured by the powerful yet quiet brushless motor and optimised airflow. Placed inside the cabinet, the motor can be installed in the rear or in the front to optimise available space.



## Filtering Monolith

In filtering mode, Monolith uses a battery of optional filters, removable from above for easy maintenance. Carbon.Zeo technology enables extremely effective filtration, thanks to the combined action of activated carbon in the form of graphite crystals, which retain odours and zeolite that reduces moisture.



## Air Wall

### *Vertical Integration.*

Air Wall integrates suction technology into a backlit, white tempered glass vertical panel, transforming the back of the kitchen into a multifunctional surface that purifies the air, while at same time creates an evocative ambient light. Air Wall is also equipped with a magnetic system, allowing it to be enriched with additional accessories that can be positioned freely on its surface.



Extraction takes place by means of a flap, which can be opened manually, allowing the passage of air and access to the hood function controls with brushless 800 m<sup>3</sup>/h motor. Air Wall is available either in a 150 cm version, with decentralised suction on the right or left, or a 120 cm version with central suction, to meet all installation and usage needs.







## Accessories

Thanks to its special magnetic system, the vertical panel of the Air Wall can be equipped with shelves, tool holders and storage space, even varying their arrangement and type according to the needs and desires of the moment.

*Double shelf spice rack accessory*  
 L 342 x P 111 x H 124 mm  
 Maximum load: 4500 g  
 KACL.1022#HF



*Accessory shelf with ladle holder*  
 L 300 x P 94 x H 70 mm  
 Maximum load: 2500 g  
 KACL.1023#HF



*Book/tablet shelf accessory*  
 L 303 x P 59 x H 143 mm  
 Maximum load: 3000 g  
 KACL.1024#HF



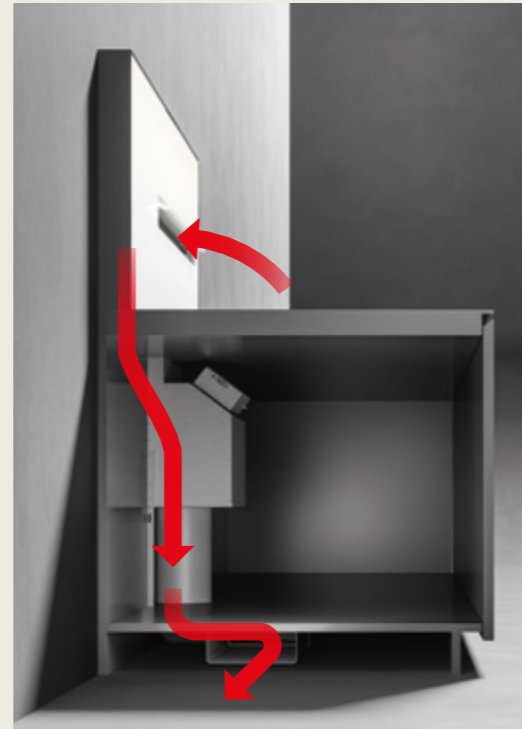
*Accessory shelf with glass rack*  
 L 301 x P 94 x H 62 mm  
 Maximum load: 4500 g  
 KACL.1025#HF





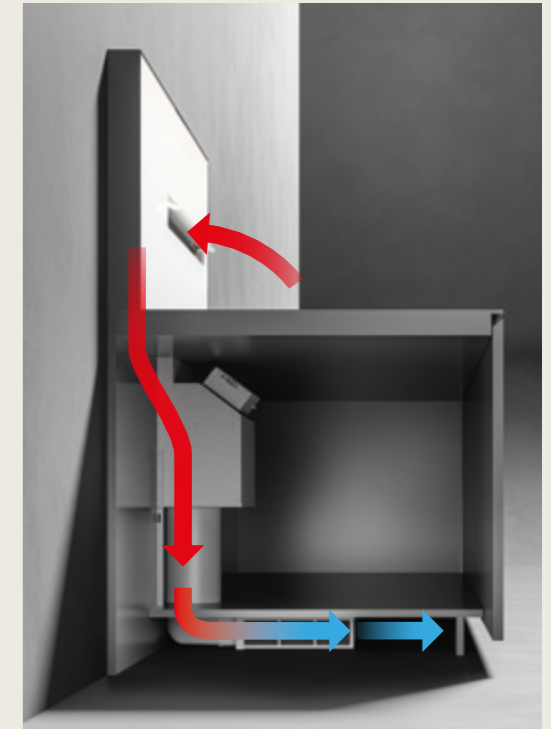
## Air Wall extracting version

In extracting mode, Air Wall expels air through a duct hidden inside the cabinet. The powerful yet silent 800 m<sup>3</sup>/h brushless motor guarantees the highest performance with the smallest footprint as well as the quietest operation, because acoustic comfort also makes a significant contribution to the quality of life in the kitchen.



## Air Wall filtering version

Easy to install and suitable for any type of hob, Air Wall in filtering mode can be equipped with the unique Carbon.Zeo combination filter underneath. Its performance is excellent and guaranteed by its powerful motor.



# Technical data

# Shelf

design Falmecc Lab

## Filtering version

### Installation / Dimensions

Wall  
Sectional modular system  
Hood module 120 cm  
Shelf modules 60, 90 cm  
(connective shelf modules: max. 4)  
Max. capacity: 8 kg

### Features

Satin Black matt aluminium profiles; smoked glass, matt black painted steel hood body or customisable by the customer; Extendable tempered smoked glass visor; tablet holder included

### Technology

Multi-air

### Control

Touch control  
3 speed + Boost

### Lighting

Dynamic Led Light  
(2700 - 5600 K)

### Motor

Brushless 500 m<sup>3</sup>/h

### Filtration

Carbon.Zeo

## Extracting version

### Installation / Dimensions

Wall  
Sectional modular system  
Hood module 120 cm  
Shelf modules 60, 90 cm  
(connective shelf modules: max. 4)  
Max. capacity: 8 kg

### Features

Satin Black matt aluminium profiles; smoked glass, matt black painted steel hood body or customisable by the customer; Extendable tempered smoked glass visor; tablet holder included

### Technology

No-Drop

### Control

Touch control  
3 speed + Boost

### Lighting

Dynamic Led Light  
(2700 - 5600 K)

### Motor

To match  
(For the available motors see the table below)

### Energy Class

B (based on motor 950 m<sup>3</sup>/h)

Discover more about Shelf



EAN Code	Code	Description
8034122362793	CKMN20.E0P2#ZZZN451F	Hood module Shelf 120 cm (filtering), frontal part in satin black aluminium
8034122365299	CKMN20.E1P2#ZZZN400F	Hood module* Shelf 120 cm (extracting), frontal part in satin black aluminium
8034122365091	CKMN20.E2P2#ZZZN451F	Hood module Shelf 120 cm (filtering), customisable frontal part
8034122365305	CKMN20.E3P2#ZZZN400F	Hood module* Shelf 120 cm (extracting), customisable frontal part
8034122713595	KACL.451#NF	Shelf module 60 cm black, frontal part in satin black aluminium
8034122713601	KACL.452#NF	Shelf module 90 cm black, frontal part in satin black aluminium
8034122713649	KACL.456#NF	Shelf module 60 cm black, customisable frontal part
8034122713656	KACL.457#NF	Shelf module 90 cm black, customisable frontal part

\* Motor to be ordered separately

### Available motors

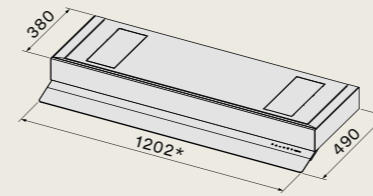
8034122709833	KACL.798#41F	Motor 950 m <sup>3</sup> /h
8034122710211	KACL.770#41F	Brushless motor 1100 m <sup>3</sup> /h
8034122707433	KACL.786#41F	Outdoor extractor fan 1000 m <sup>3</sup> /h

### Accessories

8034122713663	KACL.458#3F	Plant basin for shelf 90 cm steel
8034122713670	KACL.459#3F	Plant basin for shelf 60 cm steel
8034122713984	KACL.968	Regenerable Carbon.Zeo filter (spare part)

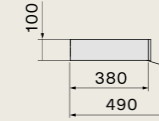
## Shelf filtering version

Hood module 120 cm

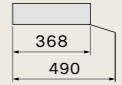


\* Measures including side infills (1 mm + 1 mm)

Side view with front panel in aluminium



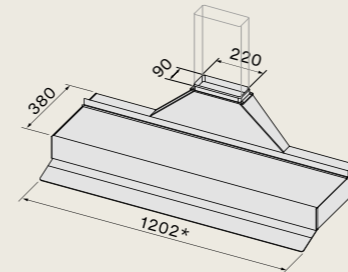
Side view without front panel (customisable version\*)



\*Min. frontal panel thickness: 3 mm  
Max. frontal panel thickness: 25 mm

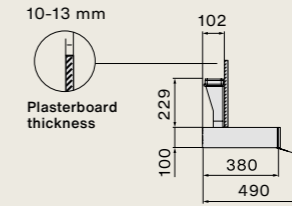
## Shelf extracting version

Hood module 120 cm

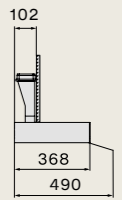


\* Measures including side infills (1 mm + 1 mm)

Side view with front panel in aluminium



Side view without front panel (customisable version\*)



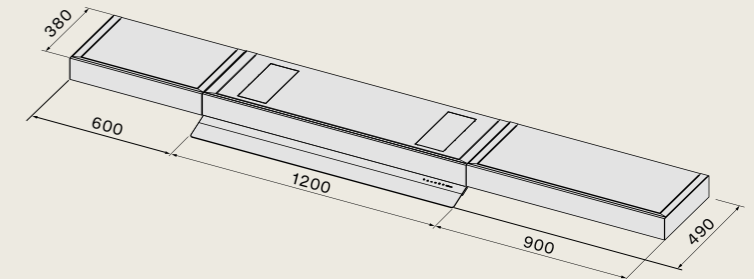
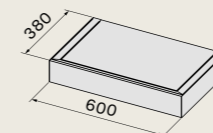
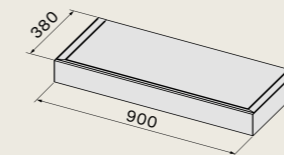
\*Min. frontal panel thickness: 3 mm  
Max. frontal panel thickness: 25 mm

## Shelves

Module 90 cm  
KACL.452#NF

Module 60 cm  
KACL.451#NF

Configuration example  
KACL.451#NF + CKMN20.E0P2#ZZZN451F + KACL.452#NF

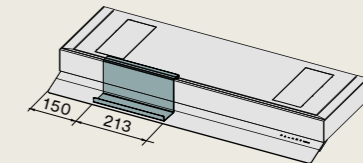
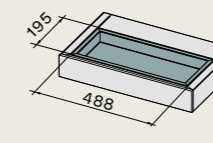
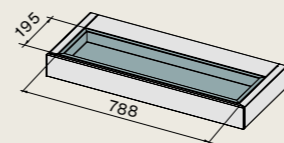


## Accessories

● Plant basin for shelf 90 cm  
KACL.458#3F

● Plant basin for shelf 60 cm  
KACL.459#3F

● Tablet holder (included in the hood module)



Plant basin's depth 50 mm

# Monolith

design Falmecc Lab, Studio Ferriani

## Installation / Dimensions

Worktop  
Sectional modular system  
Hood module 90 cm  
Container modules 30, 60, 90 cm

## Lighting

Strip Led (3000 K)

## Motor

Brushless 800 m<sup>3</sup>/h

## Features

Matt black aluminium frame, front and back panels in black satin glass  
Ambient light

## Filtration

Carbon.Zeo (optional)

## Energy Class

A+++

## Control

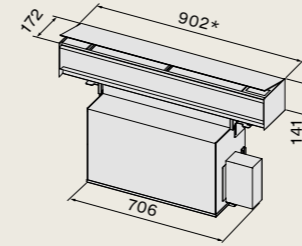
Touch control  
3 speed + Boost  
Remote control (optional)  
Dialogue system\*

\*Through the new Dialogue System, it is possible to control the various functions of the hood directly from the Falmecc induction hob.

Discover more about Monolith

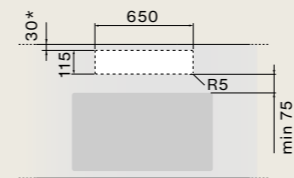


## Monolith Hood module 90 cm



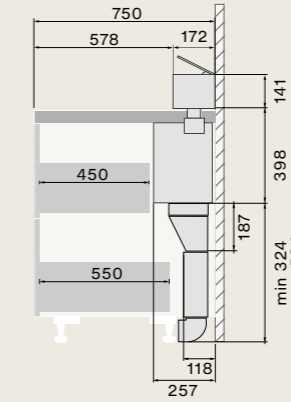
\* measures including side infills (2 mm + 2 mm)

## Cut-out size

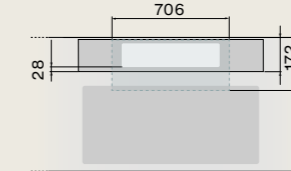


\* For wall installation

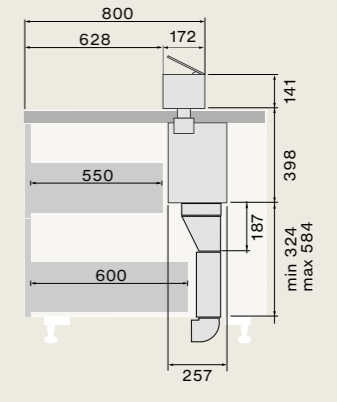
## Installation example Wall installation side view with front-mounted motor on top depth 75 cm



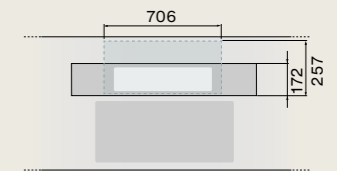
## Top view with front-mounted motor



## Island installation side view with rear-mounted motor



## Top view with rear-mounted motor (installation with motor in rear position is only possible on the Isola version)



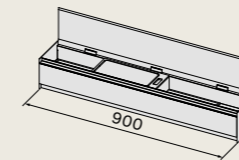
EAN Code	Code	Description
8034122364698	CMOW90.00P8#ZZN490F	Hood module
8034122713632	KACL.455#NF	Container module 90 cm
8034122713625	KACL.454#NF	Container module 60 cm
8034122713618	KACL.453#NF	Container module 30 cm
8034122713694	KACL.1018#NF	Open plant basin module 30 cm

## Accessories

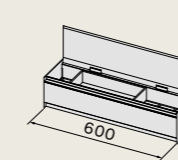
8034122713434	KACL.1006	Carbon.Zeo Filter (optional)
8034122713540	KACL.1010	Cutting board 293x128 mm / natural beech wood
8034122713557	KACL.1011	Cutlery tray (1 compartment) 291x128x54 mm / natural beech wood
8034122713564	KACL.1012	Cutlery tray (2 compartment) 291x128x54 mm / natural beech wood
8034122713571	KACL.1013	Cutlery tray (4 compartment) 446x128x54 mm / natural beech wood
8034122713588	KACL.1014	Knife rack 446x128x54 mm / natural beech wood
8034122713519	KACL.1015#H4F	Accessory sockets / usb + electrical
8034122713755	KACL.1021	Spices tray 291x128x54 mm / natural beech wood
8034122713892	KACL.1026	Silence Kit
8034122708317	105080053	Remote control (optional)

## Container modules

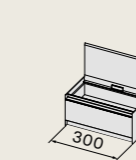
Container module 90 cm  
KACL.455#NF



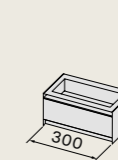
Container module 60 cm  
KACL.454#NF



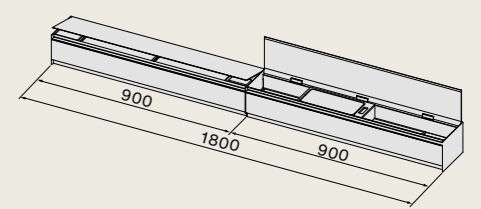
Container module 30 cm  
KACL.453#NF



Open plant basin  
module 30 cm  
KACL.1018#NF

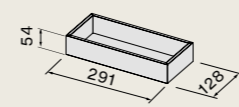


Modules configuration example  
Hood module 90 cm + container module 90 cm  
CMOW90.00P8#ZZN490F + KACL.455#NF

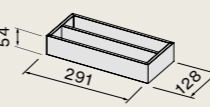


## Accessories

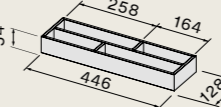
Cutlery tray  
KACL.1011



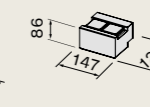
Cutlery tray (2 compartment)  
KACL.1012



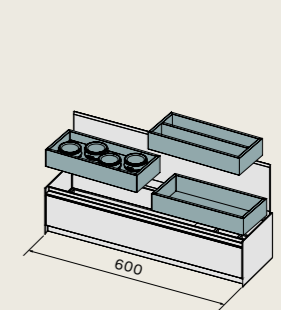
Cutlery tray (4 compartment)  
KACL.1013



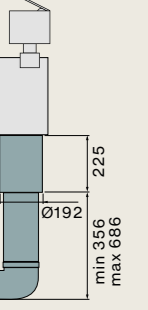
Accessory sockets /  
usb + electrical  
KACL.1015#H4F



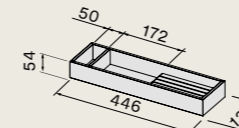
Configuration example  
(accessories stackable on two levels)



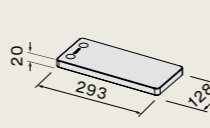
Silence Kit  
KACL.1026



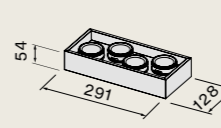
Knife rack  
KACL.1014



Cutting board  
KACL.1010



Spices tray  
KACL.1021



# Air Wall

design Falmecc Lab, Magnetolab

## Installation / Dimensions

Wall  
120 cm (central suction)  
150 cm (right or left suction)

## Features

Backlit white glass panel, painted white, black matt aluminium profiles,  
Manually opening flap

## Control

Touch control  
3 speed + Boost  
Remote control (optional)  
Dialogue system\*

## Lighting

Diffused light,  
dimnable (4000 K)

## Motor

Brushless 800 m<sup>3</sup>/h

## Filtration

Carbon.Zeo (optional)

## Energy Class

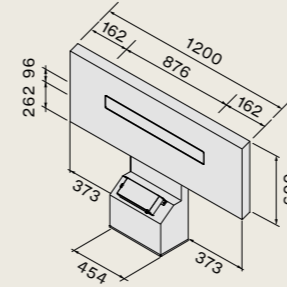
A+++

Discover more about Air Wall

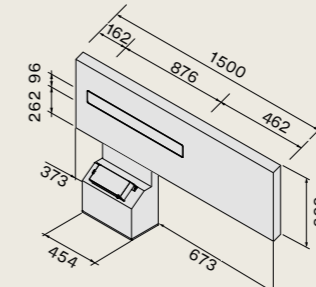


\*Through the new Dialogue System, it is possible to control the various functions of the hood directly from the Falmecc induction hob.

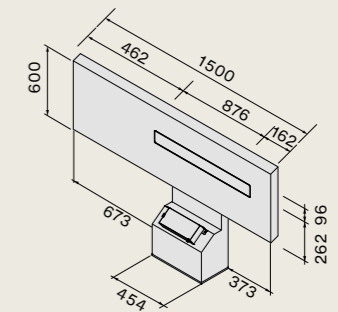
**Air Wall 120**  
Module panel 120 cm  
central suction



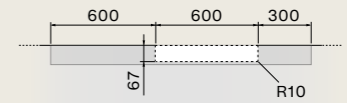
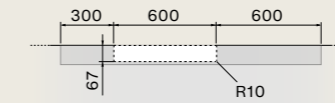
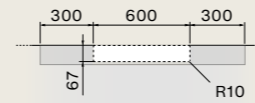
**Air Wall 150**  
Module panel 150 cm  
left suction



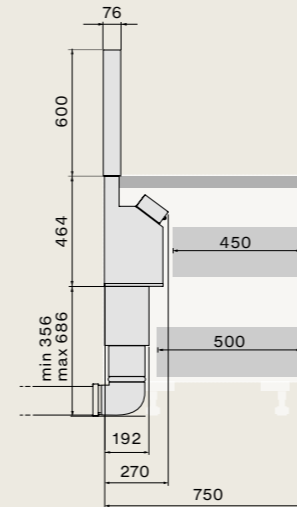
**Air Wall 150**  
Module panel 150 cm  
right suction



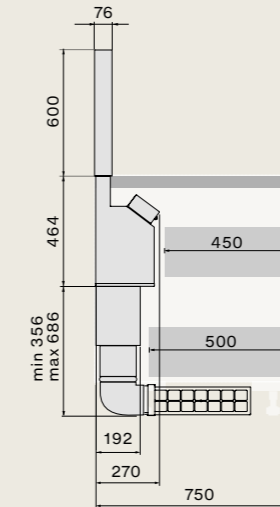
Size and positioning cut-out



**Air Wall extracting version**  
Installation on top depth 75 cm  
lateral view



**Air Wall filtering version**  
Installation on top depth 75 cm  
lateral view



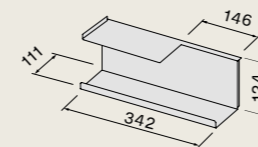
EAN Code	Code	Description
8034122365312	CSHN00.01P8#ZZZB490F	Hood body*
8034122713472	KACL.1007#NRSFF	Module panel 120 cm central suction
8034122713489	KACL.1008#NRSFF	Module panel 150 cm right suction
8034122713496	KACL.1009#NRSFF	Module panel 150 cm left suction

\*The system is always made up of the hood body + module panel, to be ordered separately.

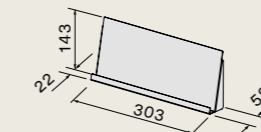
## Accessories

8034122713762	KACL.1022#HF	Double shelf spice rack accessory
8034122713779	KACL.1023#HF	Accessory shelf with ladle holder
8034122713786	KACL.1024#HF	Book/tablet shelf accessory
8034122713793	KACL.1025#HF	Accessory shelf with glass rack
8034122708324	KACL.930	Carbon.Zeo filter (optional)
8034122711843	KACL.951	Alveolar carbon filter h60 (optional)
8034122712017	KACL.955	Base grid h60
8034122708317	105080053	Remote control (optional)

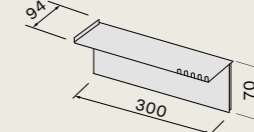
**Accessories**  
Double shelf spice rack accessory  
KACL.1022#HF



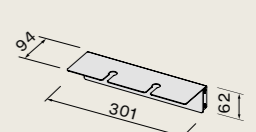
Book/tablet shelf accessory  
KACL.1024#HF



Accessory shelf with ladle holder  
KACL.1023#HF



Accessory shelf with glass rack  
KACL.1025#HF



Falmec S.p.A

via dell'Artigianato, 42 z.i.  
31029 Vittorio Veneto  
Treviso — Italy  
info@falmec.com  
falmec.com

*Images*  
Nudesign

*Styling*  
Eye Studio/Beppe Mangia

*Graphic Design*  
Designwork

*Texts*  
Daniele Varelli & Dana Cukier

*Post-production photos  
and color separation*  
Luce Group

Printed in Italy  
©June 2023  
Europrint - Imoco Group

